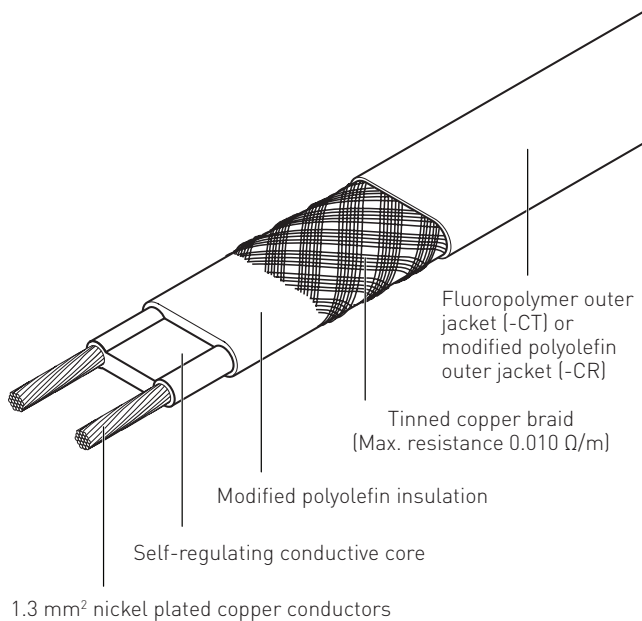


Raychem BTV

SELF-REGULATING HEATING CABLE

HEATING CABLE CONSTRUCTION






APPLICATION

| | |
|---------------------|--|
| Area classification | Hazardous, Zone 1, Zone 2 (Gas), Zone 21, Zone 22 (Dust) Ordinary |
| Traced surface type | Carbon steel Stainless steel Plastic Painted or unpainted metal |
| Chemical resistance | For organic corrosives: use -CT (fluoropolymer outer jacket) For mild inorganic solutions: use -CR (modified polyolefin outer jacket) For aggressive organics and corrosives consult your local Pentair representative |

SUPPLY VOLTAGE

| | |
|--|--|
| | 230 Vac (Contact your local Pentair representative for data on other voltages) |
|--|--|

APPROVALS

| | |
|---|--|
| | The BTV heating cables are approved for use in hazardous areas by PTB and Baseefa Ltd. PTB 09 ATEX 1115 X & Baseefa06ATEX0183X  II 2 G Ex e II T6 &  II 2 D Ex tD A21 IP66 T80°C IECEX PTB 09.0056X & IECEX BAS 06.0043X Ex e II T6 & Ex tD A21 IP66 T80°C |
| | The BTV heating cables are approved by DNV for use on ships and mobile offshore units. DNV Certificate No. DNV-GL TAE00000TU |
|  | TC RU C-BE.ME92.B.00056 1Ex e II C T6 Gb X Ex td A21 IP66 T80°C |

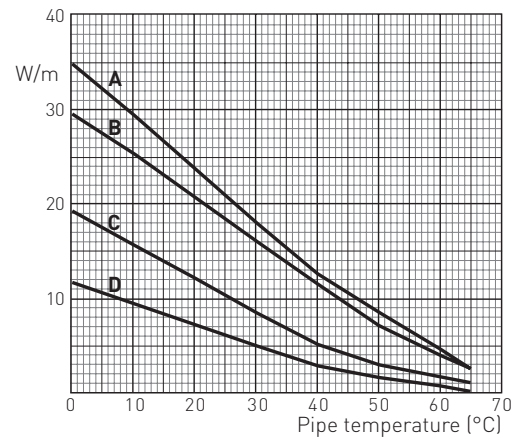
SPECIFICATIONS

| | |
|--|--|
| Maximum maintain or continuous exposure temperature (power on/off) | 65°C |
| Maximum intermittent exposure temperature (power on/off) | 85°C Maximum cumulative exposure 1000 hours |
| Temperature classification | T6 |
| Minimum installation temperature | -60°C |
| Minimum bend radius | at 20°C: 13 mm at -60°C: 35 mm |

THERMAL OUTPUT RATING

Nominal power output at 230 Vac on insulated steel pipes

- A 10BTV2-CT
10BTV2-CR**
- B 8BTV-2-CT
8BTV-2-CR**
- C 5BTV2-CT
5BTV2-CR**
- D 3BTV2-CT
3BTV2-CR**



| | 3BTV2-CR 3BTV2-CT | 5BTV2-CR 5BTV2-CT | 8BTV-2-CR 8BTV-2-CT | 10BTV2-CR 10BTV2-CT |
|------------------------------------|----------------------|----------------------|------------------------|------------------------|
| Nominal power output (W/m at 10°C) | 9 | 16 | 25 | 29 |

PRODUCT DIMENSIONS (NOMINAL) AND WEIGHT

| | 3BTV2-CR 3BTV2-CT | 5BTV2-CR 5BTV2-CT | 8BTV-2-CR 8BTV-2-CT | 10BTV2-CR 10BTV2-CT |
|----------------|----------------------|----------------------|------------------------|------------------------|
| Thickness (mm) | 5.5 | 5.5 | 5.5 | 5.5 |
| Width (mm) | 10.5 | 10.5 | 15.4 | 15.4 |
| Weight (g/m) | 110 | 110 | 153 | 153 |

MAXIMUM CIRCUIT LENGTH BASED ON TYPE 'C' CIRCUIT BREAKERS ACCORDING TO EN 60898

| Electrical protection sizing | Start-up temperature | Maximum heating cable length per circuit (m) | | | |
|------------------------------|----------------------|--|----------------------|------------------------|------------------------|
| | | 3BTV2-CR 3BTV2-CT | 5BTV2-CR 5BTV2-CT | 8BTV-2-CR 8BTV-2-CT | 10BTV2-CR 10BTV2-CT |
| 16 A | -20°C | 155 | 110 | 70 | 45 |
| | +10°C | 200 | 160 | 110 | 65 |
| 20 A | -20°C | 195 | 140 | 90 | 55 |
| | +10°C | 200 | 160 | 125 | 85 |
| 25 A | -20°C | 200 | 160 | 110 | 70 |
| | +10°C | 200 | 160 | 125 | 105 |
| 32 A | -20°C | 200 | 160 | 125 | 90 |
| | +10°C | 200 | 160 | 125 | 110 |

The above numbers are for circuit length estimation only. For more detailed information please use the Pentair TraceCalc software or Contact your local Pentair representative. Pentair requires the use of a 30 mA residual current device to provide maximum safety and protection from fire. Where design results in higher leakage current, the preferred trip level for adjustable devices is 30 mA above any inherent capacitive leakage characteristic of the heater as specified by the trace heater supplier or alternatively, the next common available trip level for non adjustable devices, with a maximum of 300 mA. All safety aspects need to be proven.

ORDERING DETAILS

| Part description | 3BTV2-CR | 5BTV2-CR | 8BTV-2-CR | 10BTV2-CR |
|------------------|------------|------------|------------|------------|
| Part No. | 914279-000 | 414809-000 | 479821-000 | 677245-000 |
| Part description | 3BTV2-CT | 5BTV2-CT | 8BTV-2-CT | 10BTV2-CT |
| Part No. | 469145-000 | 487509-000 | 008633-000 | 567513-000 |

COMPONENTS

Pentair offers a full range of components for power connections, splices and end seals. These components must be used to ensure proper functioning of the product and compliance with electrical requirements.